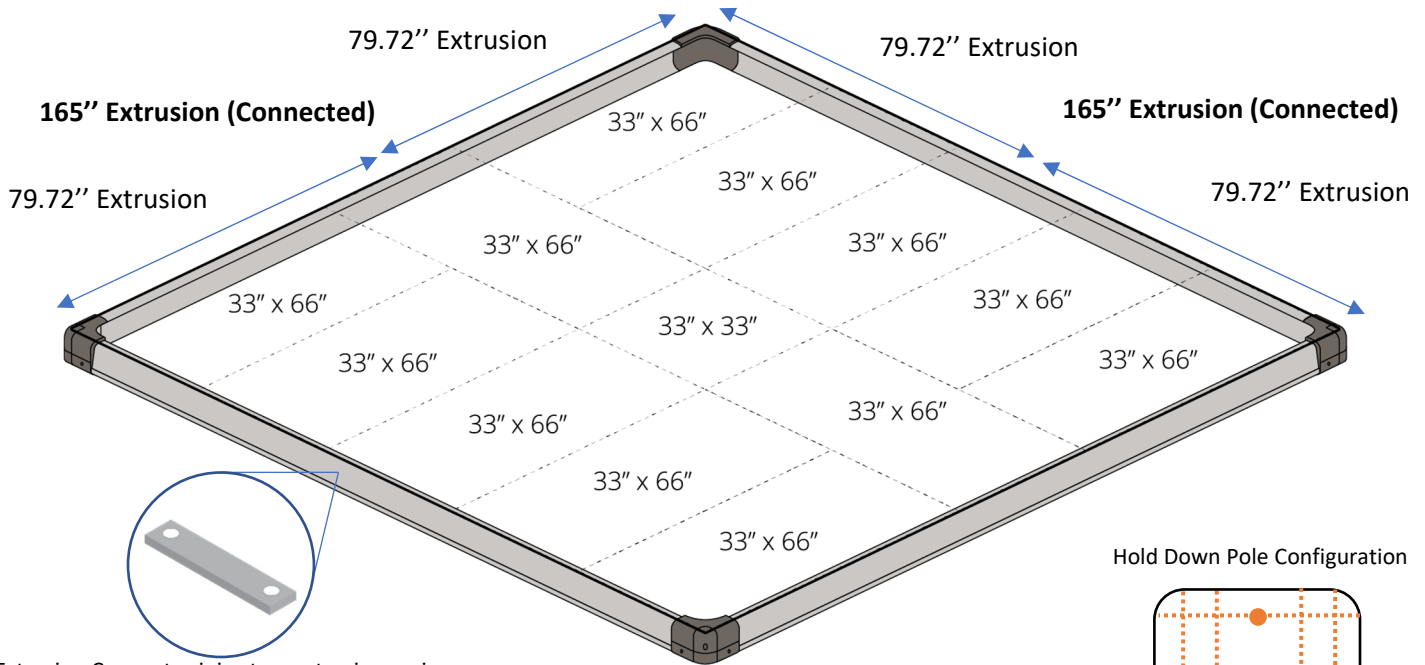


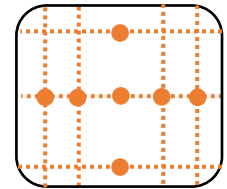
GREASE GUARD UNIT PACKING DIAGRAM

XD 165" X 165"- CUSTOM - 165-165-XD (LEGACY PART #12-3366)



Extrusion Connector joins two extrusions using t-channel hardware provided.

Hold Down Pole Configuration



● Join two Hold Down Poles using extra Hold Down Pole Connectors (provided).





Please note that Quick Connect Corners add 5.56" (2.78" each) to the total single side length of the unit.

MATERIAL LIST			
SIZE	ITEM DESCRIPTION	QTY	BOX
33" x 66"	Whites (Tops)	25	FB2
33" x 66"	Blues (Centers)	13	FB2
33" x 66"	Fireshield Sheets	12	EXT100
33" x 33"	Fireshield Sheets	1	EXT100
79.72"	Extrusions	8	EXT100
98"	Hold Down Poles	14	EXT100
	Corner/Hardware Kit	1	FB2
EXTRA	Hold Down Pole Connector	18	FB2
	Extrusion Connector	4	FB2
40"	Flashing (UPON REQUEST)	12	EXT100
	Unit Diagram	1	

BOXING CONFIGURATION			
# OF BOXES	BOX NAME	BOX DIM	BOX WGT.
1	FB2 (w/HWK)	36x20x22	28
5	FB2	36x20x22	125
2	EXT100	100x8x4	72

NOTES:

-  Flashing is only available for this unit upon request. (Curb not shown) Filters are cut to fit around curb.
-  Fire Shield layers are installed within inside framing area. For full installation instructions please see the guide provided with your corner/hardware kit.

Hardware Kit includes: (4) Quick Connect Corners, (4) Hold Down Pole Connectors, Flashing screws, 3/16" hex key, and full installation instructions. Hardware kits are included with filter boxes (FB2). **Look for hardware kit sticker on this box.**

Additional parts required will be provided in the material list.